


REDUCTION  
RECYCLING  
COMPOSTING  
DISPOSAL



# Franklin County Solid Waste Management District


117 Main Street, 2<sup>nd</sup> Floor, Greenfield, MA 01301 • (413) 772-2438 • Fax: (413) 772-3786  
www.franklincountywastedistrict.org • info@franklincountywastedistrict.org

## Comparison of CY 2022 and CY 2023 Trash, Bulky Waste, Scrap Metal (tons)

Town	CY 2022 Trash	CY 2023 Trash	Differ- ence	CY 2022 Bulky Waste	CY 2023 Bulky Waste	Differ- ence	CY 2022 Scrap Metal	CY 2023 Scrap Metal	Differ- ence
Bernardston	311	337	7.7%	80	75	-6.7%	37	39	5.1%
Buckland	214	217	1.4%	0	0	0.0%	19	14	-35.7%
Charlemont	146	161	9.3%	0	0	0.0%	8	22	63.6%
Colrain	236	230	-2.6%	29	62	53.2%	30	25	-20.0%
Conway	392	371	-5.7%	80	62	-29.0%	40	43	7.0%
Deerfield	481	452	-6.4%	74	72	-2.8%	44	37	-18.9%
Erving	328	326	-0.6%	0	0	0.0%	5	5	0.0%
Gill	161	170	5.3%	0	0	0.0%	0	0	0.0%
Heath	121	128	5.5%	0	0	0.0%	21	14	-50.0%
Leverett	160	145	-10.3%	88	101	12.9%	37	28	-32.1%
Montague	1250	1273	1.8%	223	266	16.2%	73	65	-12.3%
New Salem	146	140	-4.3%	27	34	20.6%	19	16	-18.8%
Northfield	374	373	-0.3%	0	0	0.0%	53	35	-51.4%
Orange	450	446	-0.9%	185	189	2.1%	18	19	5.3%
Rowe	105	90	-16.7%	40	43	7.0%	8	18	55.6%
Shelburne	231	221	-4.5%	0	0	0.0%	0	0	0.0%
Warwick	66	64	-3.1%	25	25	0.0%	10	19	47.4%
Wendell	138	136	-1.5%	42	66	36.4%	25	30	16.7%
Whately	154	128	-20.3%	0	0	0.0%	0	0	0.0%
<b>Total</b>	<b>5464</b>	<b>5408</b>	<b>-1.0%</b>	<b>893</b>	<b>995</b>	<b>10.3%</b>	<b>447</b>	<b>429</b>	<b>-4.2%</b>



REDUCTION  
RECYCLING  
COMPOSTING  
DISPOSAL



# Franklin County Solid Waste Management District


117 Main Street, 2<sup>nd</sup> Floor, Greenfield, MA 01301 • (413) 772-2438 • Fax: (413) 772-3786  
[www.franklincountywastedistrict.org](http://www.franklincountywastedistrict.org) • [info@franklincountywastedistrict.org](mailto:info@franklincountywastedistrict.org)

**Formula: Recycling / (Trash + Recycling)**  
**(bulky waste and scrap metal excluded)**

Town	CY 2022 Recycling Rate	CY 2023 Recycling Rate	Change
Bernardston	32.8%	30.9%	-1.9%
Buckland	31.8%	30.0%	-1.8%
Charlemont	32.1%	29.7%	-2.4%
Colrain	28.9%	29.0%	0.1%
Conway	30.2%	30.1%	-0.1%
Deerfield	36.4%	35.7%	-0.7%
Erving	28.2%	26.1%	-2.1%
Gill	43.5%	40.6%	-2.9%
Heath	32.8%	28.9%	-3.9%
Leverett	45.8%	45.5%	-0.3%
Montague	26.2%	28.8%	2.6%
New Salem	34.8%	36.7%	1.9%
Northfield	33.9%	31.6%	-2.3%
Orange	27.4%	26.9%	-0.5%
Rowe	27.6%	24.4%	-3.2%
Shelburne	31.5%	31.2%	-0.3%
Warwick	43.1%	43.4%	0.3%
Wendell	32.7%	32.0%	-0.7%
Whately	36.6%	39.6%	3.0%
<b>District avg.</b>	<b>33.5%</b>	<b>32.7%</b>	<b>-0.8%</b>

CY 2023 Trash	CY 2023 Recycling	CY 2023 Total
337	151	488
217	93	310
161	68	229
230	94	324
371	160	531
452	251	703
326	115	441
170	116	286
128	52	180
145	121	266
1273	515	1788
140	81	221
373	172	545
446	164	610
90	29	119
221	100	321
64	49	113
136	64	200
128	84	212
<b>5408</b>	<b>2479</b>	<b>7887</b>

REDUCTION  
RECYCLING  
COMPOSTING  
DISPOSAL



# Franklin County Solid Waste Management District

117 Main Street, 2<sup>nd</sup> Floor, Greenfield, MA 01301 • (413) 772-2438 • Fax: (413) 772-3786  
[www.franklincountywastedistrict.org](http://www.franklincountywastedistrict.org) • [info@franklincountywastedistrict.org](mailto:info@franklincountywastedistrict.org)

## Comparison of CY 2022 and CY 2023 Recyclables (tons)

Town	CY 2022 Paper	CY 2023 Paper	Difference	CY 2022 Containers	CY 2023 Containers	Difference
Bernardston	85	85	0.0%	67	66	-1.5%
Buckland	57	47	-21.3%	43	46	6.5%
Charlemont	33	32	-3.1%	36	35	-2.9%
Colrain	48	46	-4.3%	48	48	0.0%
Conway	94	85	-10.6%	77	74	-4.1%
Deerfield	162	145	-11.7%	112	106	-5.7%
Erving	67	63	-6.3%	62	52	-19.2%
Gill	60	54	-11.1%	64	62	-3.2%
Heath	29	23	-26.1%	30	30	0.0%
Leverett	78	69	-13.0%	57	52	-9.6%
Montague	224	280	20.0%	219	235	6.8%
New Salem	41	44	6.8%	37	37	0.0%
Northfield	104	95	-9.5%	88	77	-14.3%
Orange	119	116	-2.6%	51	48	-6.3%
Rowe	24	17	-41.2%	16	12	-33.3%
Shelburne	62	57	-8.8%	44	42	-4.8%
Warwick	25	24	-4.2%	25	25	0.0%
Wendell	37	33	-12.1%	29	31	6.5%
Whately	54	52	-3.8%	36	33	-9.1%
<b>Total</b>	<b>1403</b>	<b>1367</b>	<b>-2.6%</b>	<b>1141</b>	<b>1111</b>	<b>-2.7%</b>



# Biweekly Timesheet Time period: 1/18/2024-1/31/2024

Employee name: <b>Gerald Whitney</b>	Hourly rate: <b>\$17</b>
Title: <b>Transfer Station Attendant</b>	Supervisor:

Week 1

DAY	Start Time	Work Performed	End Time	Vacati on/ Sick leave	Regular Hours	Overtime hours	Total Hours Worked
Monday							
Tuesday							
Wednesday							
Thursday 1/18							
Friday 01/19	11:00AM	Removing Snow, Sanding, Turning on heaters	12:30PM		1.5		1.5
Saturday 01/20	6:45AM 7:45AM	School Trash Attendant	7:45AM 3:15PM		1 7.5		1 7.5
Sunday 01/21							

Week 2

DAY	Start Time	Work Performed	End Time	Vacati on/ Sick leave	Regular Hours	Overtime hours	Total Hours Worked
Monday 01/22							
Tuesday 01/23							
Wednesday 01/24							
Thursday 01/25							
Friday 01/26	10AM	Removing Snow, Sanding, Turning on heaters	10:30AM		0.5		0.5
Saturday 01/27	6:45AM 7:45AM	School Trash Attendant	7:45AM 3:15PM		1 7.5		1 7.5
Sunday 01/28							

<b>BIWEEKLY TOTALS</b>	19	19
<b>TOTAL PAY</b>	\$323	

Employee signature: <b>Gerald Whitney</b>	Date: 01/31/2024
Supervisor signature:	Date:

# Biweekly Timesheet Time period: 2/01/2024-2/13/2024

Employee name: <b>Gerald Whitney</b>	Hourly rate: <b>\$17</b>
Title: <b>Transfer Station Attendant</b>	Supervisor:

Week 1

DAY	Start Time	Work Performed	End Time	Vacati on/ Sick leave	Regular Hours	Overtime hours	Total Hours Worked
Monday							
Tuesday							
Wednesday							
Thursday 2/01							
Friday 02/02							
Saturday 02/03	6:45AM 7:45AM	School Trash Attendant	7:45AM 3:15PM		1 7.5		1 7.5
Sunday 02/04							

Week 2

DAY	Start Time	Work Performed	End Time	Vacati on/ Sick leave	Regular Hours	Overtime hours	Total Hours Worked
Monday 02/05							
Tuesday 02/06							
Wednesday 02/07							
Thursday 02/08							
Friday 02/09							
Saturday 02/10	6:45AM 7:45AM	School Trash Attendant	7:45AM 3:15PM		1 7.5		1 7.5
Sunday 02/11							

<b>BIWEEKLY TOTALS</b>	17		17
<b>TOTAL PAY</b>	\$289		

Employee signature: <b>Gerald Whitney</b>	Date: <b>02/14/2024</b>
Supervisor signature:	Date:



# KEENE FENCE COMPANY LLC.

P.O. BOX 1732  
Keene N.H.  
03431  
(603)757-6154

CUSTOM FENCES AND DECKS 02/12/2024  
FREE ESTIMATES estimate good for 30 Days  
Proposal - FULLY INSURED

IF WE HIT LEDGE THERE WILL BE AN ADDITIONAL \$200.00 FOR EACH HOLE CORE DRILLED

<b>Customer Name:</b>	Warwick Transfer Station
<b>Customer Phone:</b>	979-544-7182
<b>Customer Address:</b>	12 Athol Rd. Warwick Ma.
<b>Customer Email:</b>	Tdexter@town.Warwick.ma.us

Description	LABOR & MATERIALS	TOTALS
Install Approx. 135FT. of 6FT. Galvanized Chain Link Fence. Also Replace 30 FT. of 6FT. Chain Link Fence. And Remove 40FT. of 6FT. Chain Link Fence		
TOTAL MATERIALS		\$4,880.00
<b>LABOR</b>		
Man hours @ \$60.00 per man hour	<b>50 Total man hours</b>	\$3,000.00
Removal of old Fence or Deck		\$0.00
	Subtotal	\$7,880.00
	Sales Tax	\$0.00
	Total	\$7,880.00

All material is guaranteed as specified and the above work completed in a substantial workmanlike manner for the sum of Seven Thousand Eight Hundred Eighty Dollars (\$7,880.00) with payments to be made as follows,

50% Deposit upfront at time of scheduling (\$3,940.00) for materials and the additional 50% Remaining (\$3,940.00) due immediately at completion of project.

\*\*Keene Fence Company LLC is in no way responsible for property line disputes and installs all fencing at location desired by individual requesting work completion.

\*\*There is a 4.5% additional charge for the use of credit or debit cards at the time of payment or payments.

No Return of Deposit once Materials are Ordered

Signature Required on Page 2